

# INTEGRATED ARTS PROGRAM

EASTWOOD COLLEGIATE



# CONTENTS

About the Arts Technologies Program.....Pg 3

Audition Instructions: Overview.....Pg 4


Audition Instructions: Details.....Pg 5 -8

Resources You Can Use For Your Audition.....Pg 9

Tips for a Successful Audition.....Pg 9 - 10


Arts Technologies Major Course Pathway.....Pg 11

Contact Information and Useful Links..... Pg 12



# ABOUT THE ARTS TECHNOLOGIES PROGRAM

This Arts Major integrates several areas of the arts with technology to focus on the "arts in a digital age". Areas of focus include graphic design and communication, digital image editing, digital recording and editing, soundscapes and Foleys, photography, 3-point and portraiture lighting, digital editing, scriptwriting and storyboarding, and set/stage design, and video techniques and creation. Students will explore the ways in which technology enhances the arts through "behind the scene experiences".



# AUDITION INSTRUCTIONS: OVERVIEW

## Prepare Ahead of Time

- Three Required Piece
  - “All About Me Video
  - Interpretation(open-ended Media) Piece
  - Written answers to questions about your work
- Send your three required pieces to the Arts Registrar

## On the Audition Day

You will audition with a group of 6 -10 students. You will be asked to share with the group ONE or TWO of the required pieces you submitted

Teachers will then lead you through a series of exercises related to arts technologies. All materials for the exercises will be provided. In this part of the audition, we are looking for an ability to communicate with others, problem solve, be creative, take initiative, and coachability.

**Deadline to submit Required Pieces:** Thursday, January 22, 2026

## How to Submit Your Required Pieces:

- Email as an attachment to [arlene\\_thomas@wrdsb.ca](mailto:arlene_thomas@wrdsb.ca)
- Drop off a USB at Eastwood Collegiate, 760 Weber St. E. Kitchener. Monday - Friday 7:30 A.M. to 3:30 P.M.

## Audition dates:

January 24, 26, 27, 28, 2026

All presentations must be appropriate for a school environment

# AUDITION INSTRUCTIONS: DETAILS

## 1. The Three Required Pieces

Please complete the following and send digital copies to the Arts Registrar by Thursday January 22, 2026

### **“All about Me” Video**

Make a video featuring you! Showcase yourself in a fun and engaging way. We want to get to know you through this piece and see the technical requirements listed below. Consider those things while you’re planning and filming.

#### *Technical Requirements:*

- Your video should be 60-90 seconds long
- Film in a minimum of THREE different locations
- Feature yourself performing a minimum of THREE different actions.
- Feature yourself speaking (dialogue)
- Use a minimum of TWO pieces of software to complete your video. (e.g. record the sound and video separately and combine them in editing software)
- Make sure the sound quality in your video is good. Dialogue should be loud enough, clear, and balanced. Try to avoid distracting background noises when you are recording. Poor sound quality takes away from the overall quality of your work, so please pay close attention to this requirement. Sound can include dialogue, music, ambient sounds, and sound effects

- Export and submit your final video in .mp4 format. Test your exported video to make sure it plays properly before you submit it.

You do not need to use fancy equipment or far away locations to create your video. You can record it with a cell phone camera and microphone and use locations in your home and neighbourhood. We do want to see some editing skills and creativity. Please do not submit one continuous shot with no cuts or breaks.

### **Interpretation (open-ended media) Piece:**

Use any media and materials you like to creatively interpret the passage below. Take this opportunity to show us your specific interests in arts technologies and to highlight your creativity.

Media and materials can include, but are not limited to:

- A Recording of a soundscape, song, or spoken word piece you've written. (Submit in .WAV or .MP3 format)
- A Photo essay: take photos, edit, and assemble them into a slideshow or collage (submit in PDF, GSlides, .PPT or .JPG format)
- An Animation (submit in .mp4 format)
- A Short film (must be different from your "All About Me" video) (Submit in .MP4 format)
- A Painting, sketch, or drawing using digital or traditional studio media (submit a picture of your work in .jpeg or PDF format)
- A Craft or fabric creation (Submit a picture of your work in .jpeg or PDF format)
- A Diorama or model (Submit a picture of your work in .jpeg or PDF format)

*Passage to interpret:*

*Some people say that they don't like it when Winter comes. Some even say that they hate it! That it makes them feel damp, or cold. Some people clutch tightly at their jackets, white knuckled, teeth chattering, and wish the warm air back. They remind me of crispy leaves clinging to a bony branch, rattling against the persistent effort of Fall's chilly breaths. But I like it. I like the way the light seems to apply its own digital filter to my eye - maybe the silvery-blue one. I like the different crunchy and soft and bold sounds that happen outside of my home. They seem clearer in the cold! I like my winter clothes - my favourite hat and hoodie - I feel warm enough in them. So, I don't have to clutch at my collar; instead I welcome the wind!*

If you are photographing a 3D piece of artwork, please submit multiple images from different angles to make sure we can see details clearly. You may bring your interpretation piece to your in-person audition if you like.

### **Written Answers to Questions About Your Work:**

Please answer the following questions. You may write in point form. Make sure your answers explain your creative process and the different roles you took on while making your pieces.

- What software and media did you use to create your “All About Me” video?
- What software, media, or materials did you use to create your Interpretation piece?
- What roles did you have to take on when creating your pieces and what did you discover about yourself and those roles? Talk specifically about at least two of the following:
- Camera operator - discuss any of the following - lighting, camera angles, visual composition, location, staging, costume, working with crew and other participants (actors, family members, pets, background distractions, etc)
- Sound director - discuss any of the following - dialogue, sound, sound effects and music, editing, working with crew and other participants (actors, family members, pets, background distractions, etc)
- Director and Editor - discuss how you managed being in front of the camera and directing shots. How did you plan, organize, and delegate?

## **2. In-Person Audition**

You will audition with a group of 6 -10 students. You will be asked to share with the group ONE or TWO of the required pieces you submitted

Teachers will then lead you through a series of exercises related to arts technologies. All materials for the exercises will be provided. In this part of the audition, we are looking for an ability to communicate with others, problem solve, be creative, take initiative, and coachability.



# RESOURCES YOU CAN USE FOR YOUR AUDITION

## Sound and Audio:

- You can use open source software, music, or sounds you create yourself in your video or interpretation piece. Here are some open source software recommendations:
- Bensound (Music): <https://www.bensound.com/royalty-free-music/2>
- Incompetech: <http://incompetech.com/m/c/royalty-free/faq.html>
- BBC Sound Effects (Sound Effects): <http://bbcsfx.acropolis.org.uk/>
- FreeSound (You'll need to make a free account): <https://freesound.org/>

## Video:

- WeVideo
- iMovie

## TIPS FOR A SUCCESSFUL AUDITION

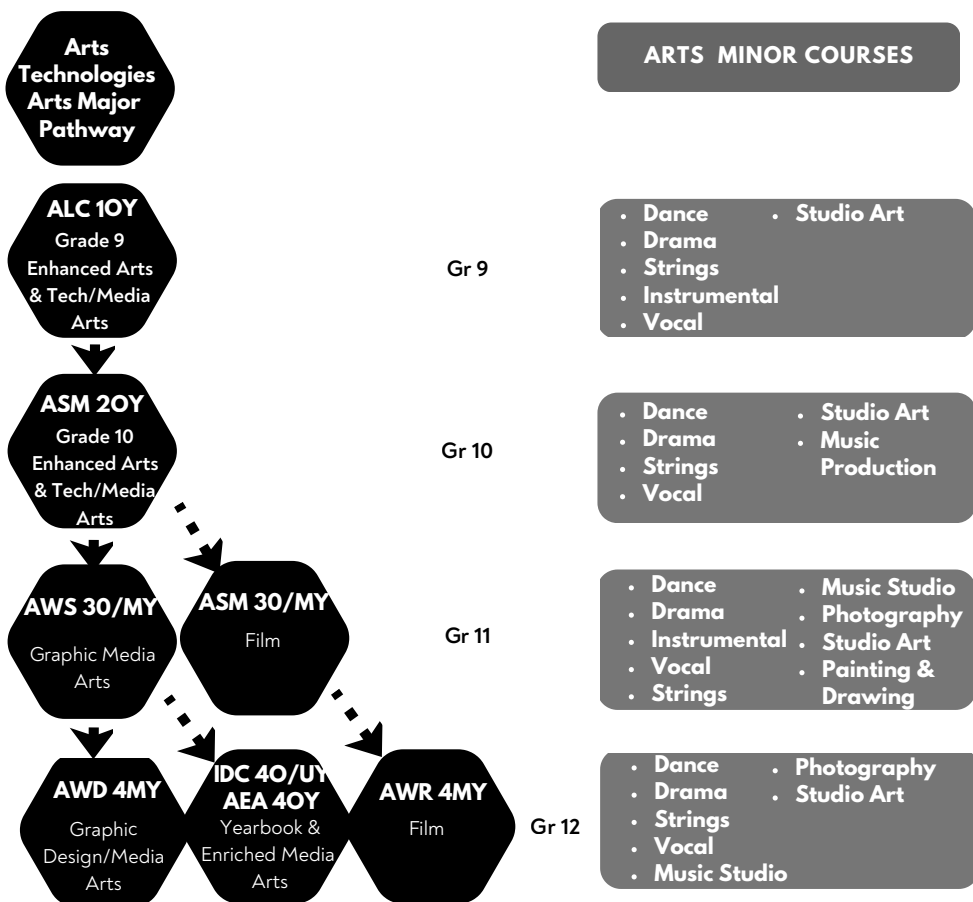
- Explore the technology and media you have available to you to create your required pieces
- Brainstorm ideas for your Video and Interpretive Piece.
- Research locations for your video.
- Plan your Video and Interpretive piece. Consider the different roles you may need to take on as a media creator (e.g. camera operator, sound designer and technician, director, editor, etc)

**Most Importantly:**

We appreciate the talent and the effort you took to prepare your required pieces. Arts technologies covers many areas including photography, graphic design, video, animation, lighting, staging, sound, and film. We know you may not have experience in all of these areas yet, but during this process we are looking for interest, potential, coachability, and commitment to your own artistic development.



# ARTS TECHNOLOGIES MAJOR COURSE PATHWAY



## CONTACT INFORMATION AND LINKS

If you have questions about the Arts Technologies audition, or the IAP application process, please contact:

**Arlene Thomas**

**Arts Registrar**

arlene\_thomas@wrdsb.ca

519-743-8265 x5591

**Sheena Gruber, Harold Soulis & Matt Drysdale**

**Eastwood Arts Technologies Teachers**

sheena\_gruber@wrdsb.ca

harold\_soulis@wrdsb.ca

Matthew\_Drysdale@wrdsb.ca

**Google Classroom:**

Future Eastwood Integrated Arts Students

Code: d7v22xao

**New IAP Applicants Webpage:**

Go to [eci.wrdsb.ca](http://eci.wrdsb.ca) -- Click on "Arts" in the menu at the top of your screen -- Choose "New IAP Applicants" from the drop down menu

*Find your Art!*