

INTEGRATED ARTS PROGRAM


EASTWOOD COLLEGIATE

2025-26 AUDITION INSTRUCTIONS



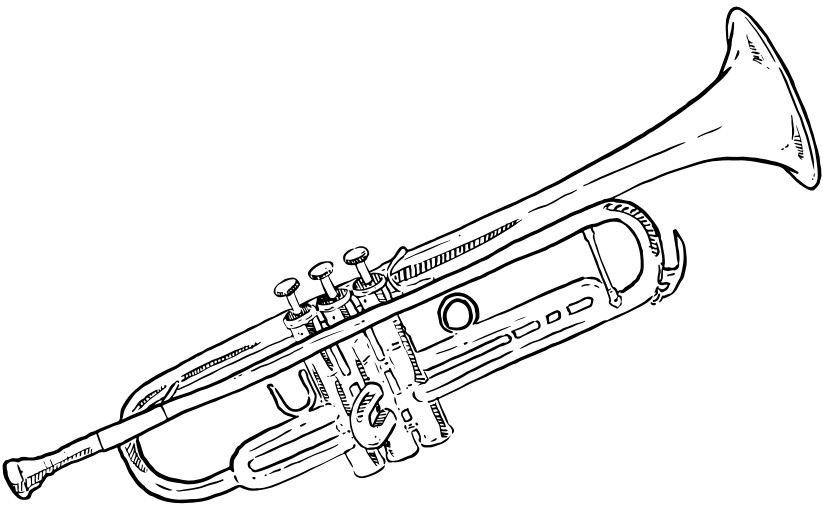
CONTENTS

About the Instrumental Music Program.....Pg 3
Audition Instructions: Overview.....Pg 4
Audition Instructions: Details.....Pg 5
Instruments You Can Use.....Pg 6
Tips for a Successful Audition.....Pg 6
Instrumental Major Course Pathway.....Pg 7
Contact Information and Useful Links..... Pg 8



ABOUT THE INSTRUMENTAL PROGRAM

The Instrumental Music Program at Eastwood offers students the opportunity to learn and play a variety of instruments in a concert band setting. Students focus on playing techniques, reading sheet music, and understanding rhythm, melody, and harmony. They practise individual pieces and collaborate in a band setting, building listening skills, musical expression, and ensemble performance etiquette. The course will also cover music theory and history to deepen students' understanding of the pieces they play.



AUDITION INSTRUCTIONS: OVERVIEW

Prepare Ahead of Time

- An Instrumental music solo: You will be asked to perform a solo on your string instrument that shows your current musical level.
- A Scale: You will be asked to play a Bb concert scale up and down on your instrument (wind instruments) or a scale on the mallets (percussionists)

On the Audition Day

You will be scheduled for an in-person audition at Eastwood Collegiate, 760 Weber St. E. In the audition you will be asked to perform your solo, and your scale. You will also be asked to do some musicianship exercises and answer questions as part of an informal interview

Length of Audition

10 Minutes

Audition dates

January 25, 27, 28, 30, 2025

All presentations must be appropriate for a school environment

AUDITION INSTRUCTIONS: DETAILS

1. Instrumental Music Solo

Pick a solo or study that you have prepared ahead of time that demonstrates your current playing level. Choose a solo that you enjoy and are confident in performing. This could be: a solo you've performed for a concert, show, festival, or ceremony, a traditional piece from your culture or religious practice, or a piece that you enjoy playing for fun.

All forms of music are okay! If you are stuck for ideas, choose one of the solos provided on our website.

2. Scale

You will be asked to play a B Flat Concert scale, ascending and descending (up and down). Ask your music teacher if you are unsure of what to do for this. Percussionists who don't have access to a mallet will be guided through playing a scale on the mallets during the audition.

3. Musicianship

You will be asked to do some of the following exercises during your audition (no need to prepare): Rhythm clapback, Melody playback or sing back, and Sight reading

4. Informal Interview

You will be asked some of the following questions during your audition:

- What first got you interested in music?
- How would you describe the music that you typically perform, listen to, or create?
- Describe a musical memory.
- Who inspires you to play music?

INSTRUMENTS YOU CAN USE

Wind Instruments: Flute, Oboe/Bassoon, Clarinet/Bass Clarinet, Alto, Tenor, or Baritone Saxophone, French Horn, Trumpet, Trombone Baritone/Euphonium, Tuba

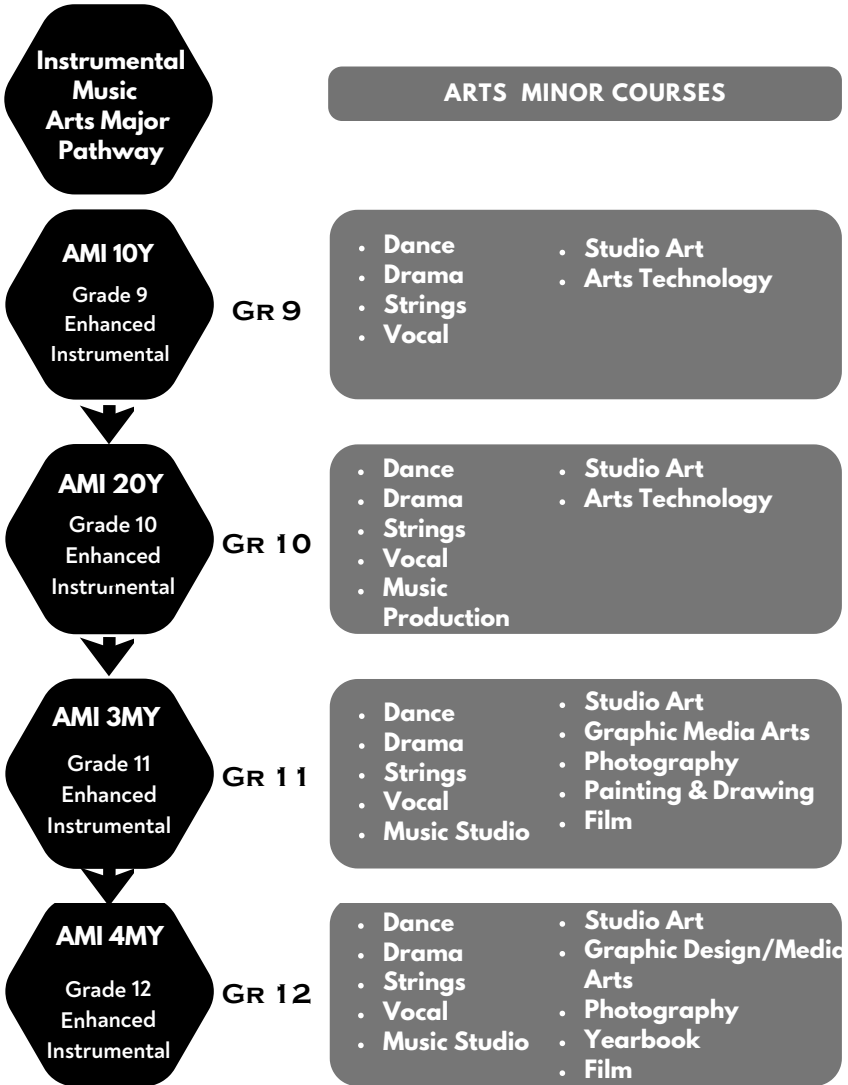
Percussion Instruments: Percussionists will be expected to play all instruments in the percussion family. For example, Snare, Bass Drum, Cymbals, Mallets, Timpani, Auxiliary, and occasionally the drum kit.

NOTE: We do not have a guitar or piano program at Eastwood. However, if you are interested in majoring in **instrumental music**, you may audition with piano or guitar to demonstrate your musicianship skills. Successful applicants will be expected to learn one of the instruments listed above during the beginner band class in grade 9. From grade 10 to grade 12, they will have the opportunity to major in that instrument.

TIPS FOR A SUCCESSFUL AUDITION

- Pick a song that shows off what you're good at and what makes you unique as a musician
- Pay attention to the speed, how loud and soft you can play, the style of the song, and other musical elements in your solo
- Try performing your solo for friends and family
- Keep practising until you can play your solo confidently in front of other people

INSTRUMENTAL MAJOR COURSE PATHWAY



CONTACT INFORMATION AND LINKS

If you have questions about the instrumental audition, or the IAP application process, please contact:

Arlene Thomas

Arts Registrar

arlene_thomas@wrdsb.ca

519-743-8265 x5591

Lauren Helmer

Eastwood Instrumental Teacher

Lauren_Helmer@wrdsb.ca

Google Classroom:

Future Eastwood Integrated Arts Students

Code: clexygg

New IAP Applicants Webpage:

Go to eci.wrdsb.ca -- Click on "Arts" in the menu at the top of your screen -- Choose "New IAP Applicants" from the drop down menu

Find your Art!